



مركز الزيتونة  
للدراسات والاستشارات

# فلسطين اليوم

متابعات إخبارية يومية تعنى بالشأن الفلسطيني

رئيس التحرير: د. محسن صالح

مدير التحرير: وائل وهبه

سكرتير التحرير: ربيع الدنن

العدد : 2003

2010/12/23

التاريخ :

## الفبر الرئيسي



4 ...

## أبرز العناوين



مركز الزيتونة للدراسات والاستشارات

ص.ب.: 14-5034 بيروت - لبنان

هاتف: +961 1 803 644 | تليفاكس: +961 1 803 643

www.alzaytouna.net | info@alzaytouna.net

5	:	.2
6	:	.3
6	:	.4
7	" "	.5
8	:	.6
9	" "	.7
9	2010	.8
10	:	.9
11	:	.10
11	:	.11
12	45	.12
<hr/>		
12	:	.13
13	" "	.14
14	" "	.15
14	:	.16
15	:	.17
15	:	.18
17	:	.19
17	:	.20
17	:	.21
18	:	.22
18	:	.23
19	:	.24
19	:	.25
<hr/>		
20	:	.26
20	:	.27
21	" "	.28
21	:" "	.29
22	:	.30
22	" "	.31
22	:	.32
23	" "	.33

23	" "	.34
24	" :	.35
24		.36
24	:	.37
25	" : 1.77	.38
26	:	.39
<hr/>		
27	180	.40
27	" "	.41
28	" :	.42
28		.43
28	750 :	.44
29		.45
29	2010 :	.46
31		.47
31		.48
32		.49
<hr/>		
33		.50
<hr/>		
34	" "	.51
<hr/>		
34		.52
35	" "	.53
35	" "	.54
<hr/>		
35		.55
35	" "	.56
36	:	.57
<hr/>		
36		.58
36	" "	.59

37				.60
37				.61
37	"	"	" "	.62
38				.63
38			80	.64
				_____:
38				.65
39	"	"	:	.66
39				.67
39	"	"	:	.68
40				.69
40			100	.70
41		"	"	.71
41			:	.72
41				.73
41			:	.74
				_____:
42		...		.75
43			... :	.76
45	... "		":	.77
46		...		.78
48				_____:
		***		
		..	:	.1
			:	
"			"	
-22)	"1	"	"	(12
"				

2010/12/22

48

.2

2010/12/22 ( )

.3 :

2005

1967

2010/12/22 ( )

.4

-12-22

2010

2010/12/23

5. :

2010/12/23





" :

" "

"

"

"

"

"

"

2010/12/23

" "

.7 :

:

..

"

" :

20

"

" :

1967

"

" :

" "

"

" :

"

"

"

"

"

" :

"

:

" :

"

2010/12/23

2010

:

.8

2010

:

-



2

2010

" 2010  
( )

.1967

2010

2007

2010

2010

2010/12/23

: 9

2011 ( )

« »

» « »  
» «  
«  
»

2010/12/23

.10

15

( )

2010/12/22

.11

( )

( )

1967

2010/12/23

45

:

.12

45

2010/12/22 ( )

:

.13

-(12/22)

25

" :

(12/21)

" 25

" :

"

"

"

"

"

"

"

"

"

"

:

"

<http://www.palestine-info.info/ar/default.aspx?xyz=U6Qq7k%2bcOd87MDI46m9rUxJEpMO%2bi1s7DloNn45tK0D03mBzfnqbi12nGt2H892AUHbPziecfbnjbr2I%2f%2biEdINXXtBKMI%2bbVoHM2dl7PAdZbQW6lBUcxSKEI%2fU8Q2nf2WPBWVID%2fQE%3d>

2010/12/22

" "

:

.14

2010/12/23

15. " "

:

"

"

.

" "

"

"

.

"

"

.

"

.

"

.

.

"

:

"

.

"

.

2010/12/22

16. :

:

-

.

"

"

.

"

"

.

"

"

.

( )

" :

"

.

"

"

"

" "

"

"

2010/12/22 ( )

:" ".17

-

" "

:

-

" "

-

- ( )

5

:" ( )

2010/12/22

:

.18

:

1982 « »

1985 . « »

« » « » « »

« » « » « »

2001 .

) (

1998 « »

»

« »

120 »

« » « »

« » « »

« »

»

« : « 14 8

» « »

«

» « »

«

2005 14 .«



2010/12/23

.19

1988

.194  
2010/12/23

1967

.20

2010/12/23

.21

2010/12/23 ( )

.22

51

7-5

51

2010/12/23

: .23

'' '' '' '' '' ''

15 10

2010/12/23

.24

" " ( ) :

2010/12/22

.25

" " /



23

2010/12/23

.26

« » : -

« »

« »

« » « » « »

« »

) »

(

«

»

» « »

«

« »

»

» :

«

»

... « » «

« »

2010/12/23

.27

( )



30. " :

:-

( )

2010/12/23

" "

31. :

:

( )

(4 )

( )

-

-

( )

401 9

( )

2010/12/23

32. " :

:

"

"

2010/12/22

33

25

2010/12/23

34

( )

« »

40

26

14

737

24

5.4

2010/12/23

.35 " " :

( )

2010/12/22

.36

(48

2010/12/23

.37 " :



		50%		1,712
60	"	"	"	65
"	"	"	"	76
		42	"	58
		"	"	30
18	"	"	"	25
	"	"	"	"
		11	"	15
		"	"	"
		"	"	"
		"	"	"
		10	"	"
		"	"	"
		"	"	"
		"	"	"
		"	"	"
		3	"	13
		"	"	"
		"	"	"
		"	"	"
		"	"	"
4	"	"	"	"

2010/12/23 48

		850		1.77 :"	0.38 "
	"	"	( )		
	% 21	( )	1.77 ( )		
% 22				% 75	
			% 69		
			% 64		

	2010/12/22	2009	2008	2007	2006	2005	2004	2003	2002	2001	2000	1999	1998	1997	1996	1995
القيمة	2,468,700	2,468,700	2,468,700	2,468,700	2,468,700	2,468,700	2,468,700	2,468,700	2,468,700	2,468,700	2,468,700	2,468,700	2,468,700	2,468,700	2,468,700	2,468,700
النسبة المئوية	%33.8	%32.7	%32.7	%32.7	%32.7	%32.7	%32.7	%32.7	%32.7	%32.7	%32.7	%32.7	%32.7	%32.7	%32.7	%32.7
التغير	24.1	19.5	75	69.4	2.9	20.2	1.7	2.2	1.9	2.9	2.7	1.7	2.2	1.9	2.9	2.7
القيمة	850,300	850,300	850,300	850,300	850,300	850,300	850,300	850,300	850,300	850,300	850,300	850,300	850,300	850,300	850,300	850,300
النسبة المئوية	%30	%30	%30	%30	%30	%30	%30	%30	%30	%30	%30	%30	%30	%30	%30	%30
التغير	6,878	6,878	6,878	6,878	6,878	6,878	6,878	6,878	6,878	6,878	6,878	6,878	6,878	6,878	6,878	6,878
القيمة	33,023	33,023	33,023	33,023	33,023	33,023	33,023	33,023	33,023	33,023	33,023	33,023	33,023	33,023	33,023	33,023
النسبة المئوية	%45.3	%45.3	%45.3	%45.3	%45.3	%45.3	%45.3	%45.3	%45.3	%45.3	%45.3	%45.3	%45.3	%45.3	%45.3	%45.3
التغير	58.3	58.3	58.3	58.3	58.3	58.3	58.3	58.3	58.3	58.3	58.3	58.3	58.3	58.3	58.3	58.3
القيمة	563	563	563	563	563	563	563	563	563	563	563	563	563	563	563	563
النسبة المئوية	%16.5	%16.5	%16.5	%16.5	%16.5	%16.5	%16.5	%16.5	%16.5	%16.5	%16.5	%16.5	%16.5	%16.5	%16.5	%16.5
التغير	30,324	30,324	30,324	30,324	30,324	30,324	30,324	30,324	30,324	30,324	30,324	30,324	30,324	30,324	30,324	30,324
القيمة	46,842	46,842	46,842	46,842	46,842	46,842	46,842	46,842	46,842	46,842	46,842	46,842	46,842	46,842	46,842	46,842
النسبة المئوية	%47.2	%47.2	%47.2	%47.2	%47.2	%47.2	%47.2	%47.2	%47.2	%47.2	%47.2	%47.2	%47.2	%47.2	%47.2	%47.2
التغير	41.2	41.2	41.2	41.2	41.2	41.2	41.2	41.2	41.2	41.2	41.2	41.2	41.2	41.2	41.2	41.2
القيمة	13,245	13,245	13,245	13,245	13,245	13,245	13,245	13,245	13,245	13,245	13,245	13,245	13,245	13,245	13,245	13,245
النسبة المئوية	%63.3	%63.3	%63.3	%63.3	%63.3	%63.3	%63.3	%63.3	%63.3	%63.3	%63.3	%63.3	%63.3	%63.3	%63.3	%63.3
التغير	64.7	64.7	64.7	64.7	64.7	64.7	64.7	64.7	64.7	64.7	64.7	64.7	64.7	64.7	64.7	64.7
القيمة	47.2	47.2	47.2	47.2	47.2	47.2	47.2	47.2	47.2	47.2	47.2	47.2	47.2	47.2	47.2	47.2
النسبة المئوية	%80	%80	%80	%80	%80	%80	%80	%80	%80	%80	%80	%80	%80	%80	%80	%80
التغير	8.1	8.1	8.1	8.1	8.1	8.1	8.1	8.1	8.1	8.1	8.1	8.1	8.1	8.1	8.1	8.1
القيمة	3	3	3	3	3	3	3	3	3	3	3	3	3	3	3	3
النسبة المئوية	%3	%3	%3	%3	%3	%3	%3	%3	%3	%3	%3	%3	%3	%3	%3	%3
التغير	4.5	4.5	4.5	4.5	4.5	4.5	4.5	4.5	4.5	4.5	4.5	4.5	4.5	4.5	4.5	4.5
القيمة	1980	1980	1980	1980	1980	1980	1980	1980	1980	1980	1980	1980	1980	1980	1980	1980
النسبة المئوية	%8.1	%8.1	%8.1	%8.1	%8.1	%8.1	%8.1	%8.1	%8.1	%8.1	%8.1	%8.1	%8.1	%8.1	%8.1	%8.1
التغير	195	195	195	195	195	195	195	195	195	195	195	195	195	195	195	195
القيمة	850,300	850,300	850,300	850,300	850,300	850,300	850,300	850,300	850,300	850,300	850,300	850,300	850,300	850,300	850,300	850,300
النسبة المئوية	%24.1	%24.1	%24.1	%24.1	%24.1	%24.1	%24.1	%24.1	%24.1	%24.1	%24.1	%24.1	%24.1	%24.1	%24.1	%24.1
التغير	2.2	2.2	2.2	2.2	2.2	2.2	2.2	2.2	2.2	2.2	2.2	2.2	2.2	2.2	2.2	2.2
القيمة	2,468,700	2,468,700	2,468,700	2,468,700	2,468,700	2,468,700	2,468,700	2,468,700	2,468,700	2,468,700	2,468,700	2,468,700	2,468,700	2,468,700	2,468,700	2,468,700
النسبة المئوية	%33.8	%33.8	%33.8	%33.8	%33.8	%33.8	%33.8	%33.8	%33.8	%33.8	%33.8	%33.8	%33.8	%33.8	%33.8	%33.8
التغير	32.7	32.7	32.7	32.7	32.7	32.7	32.7	32.7	32.7	32.7	32.7	32.7	32.7	32.7	32.7	32.7
القيمة	2,468,700	2,468,700	2,468,700	2,468,700	2,468,700	2,468,700	2,468,700	2,468,700	2,468,700	2,468,700	2,468,700	2,468,700	2,468,700	2,468,700	2,468,700	2,468,700
النسبة المئوية	%70	%70	%70	%70	%70	%70	%70	%70	%70	%70	%70	%70	%70	%70	%70	%70
التغير	20	20	20	20	20	20	20	20	20	20	20	20	20	20	20	20
القيمة	2,468,700	2,468,700	2,468,700	2,468,700	2,468,700	2,468,700	2,468,700	2,468,700	2,468,700	2,468,700	2,468,700	2,468,700	2,468,700	2,468,700	2,468,700	2,468,700
النسبة المئوية	%5	%5	%5	%5	%5	%5	%5	%5	%5	%5	%5	%5	%5	%5	%5	%5
التغير	8	8	8	8	8	8	8	8	8	8	8	8	8	8	8	8

16	1,556	( 18 )	20	2009
	124	15		372
	18	1,040	17	(%77.2)
2010	18	15		%82.8
		.%3.6		%7.2
	3		%35.4	%15.6
	%1.6	3		3
<b>2010/12/22 48</b>				

180			180	.40
12	"	67	1970	"
67	"	180	"	"
	"	1948	"	"
	"	"	5/212	"
	"	"	"	"
	"	"	"	"
37	"	180	186	"
	30			
	67			

**2010/12/23**

"	"	"	"	.41
"	"	"	"	:
"	"	"	"	:

2010/12/23

.42

396

.%45

275

13

2010

2010/12/23

.43

2010/12/23

750

.44

750

70

500

2010/12/23

.45

2010/12/23

2010 : .46

2010 :

" 2010

6800  
300

34

210

18

21

307

125

27

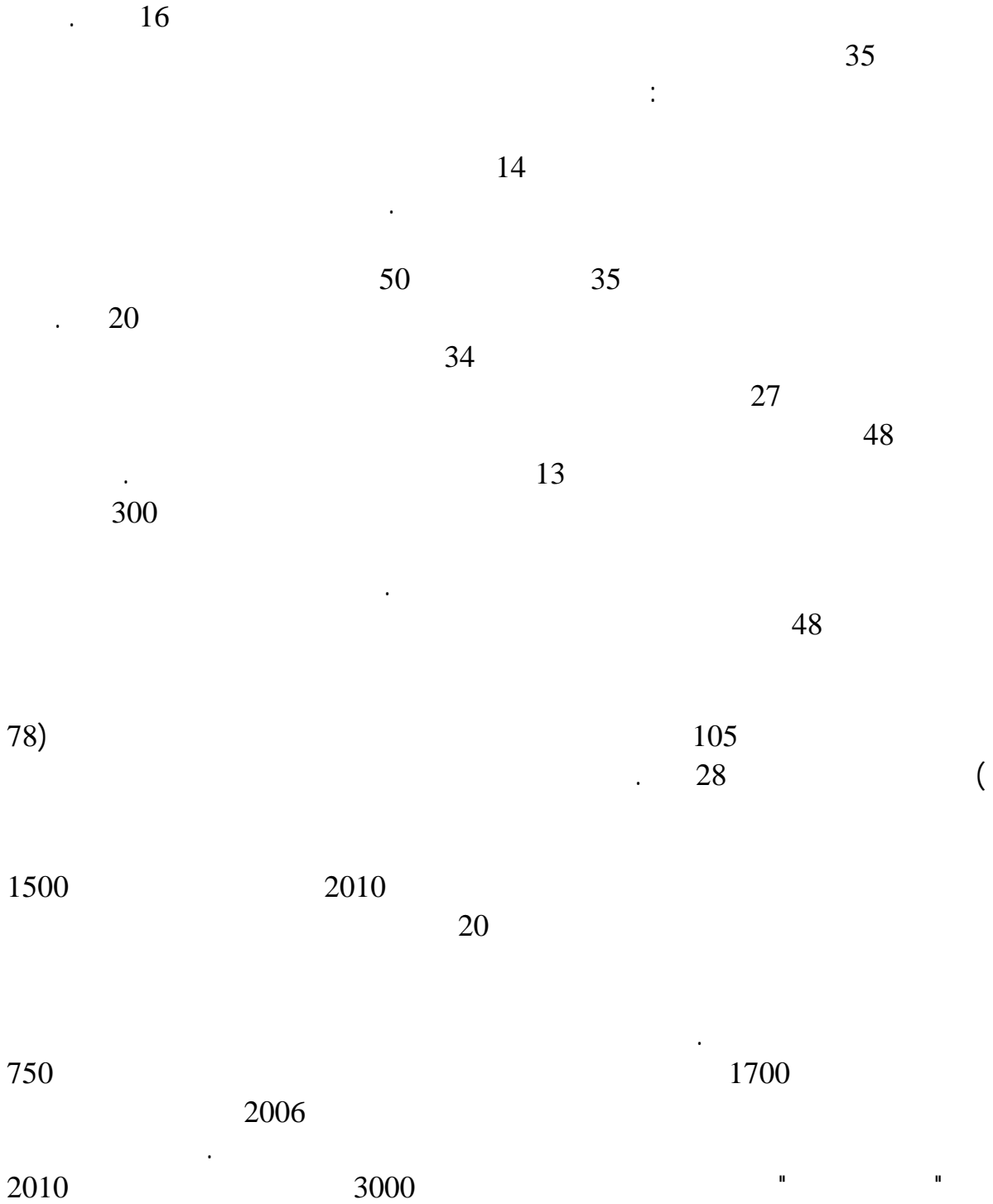
11 2010

17

48

300

30



2010/12/23

.47

8

8

%30

25

( 12 )

( 40 )

3.5

10

( )

75 - 65

48

(

2010/12/23

.48

"

"

" "

2007

/

"

"

%95

"

"

27) /

18 - 2008 / (2009

" "

" "

2010 / 31

" "

" "

147

2010/12/22

" 49

" :

"

"

" "

"

"

"

" "

2006

" :

" "

"

"

"

" "





12/22

:

"

2010/12/22

"

"

:

.51

"

"

:

(IFPO)

2010/12/22 ( )

«

»

.52

"

"

:

-

Elements of

Literature

"

"

"

"

"

Holt

2010/12/22

" " : .53  
:

2010/12/23

" " " " .54  
:

2010/12/23

" " : .55  
"

2010/12/23

» : .56

»

«.

2010/12/23

» : .57

»

»

»

»

2010/12/23

.58

2010/12/23

» : .59

»

»

»

»

»

»

»

»

»

2010/12/23

.60

« » : -

2010/12/23

.61

( ) 3-2

70

2010/12/23

» » » » .62

2010/12/22

.63

2010

- 2010-12-22

46

2010/12/23 ( )

.64

29

(12/22)

80

80

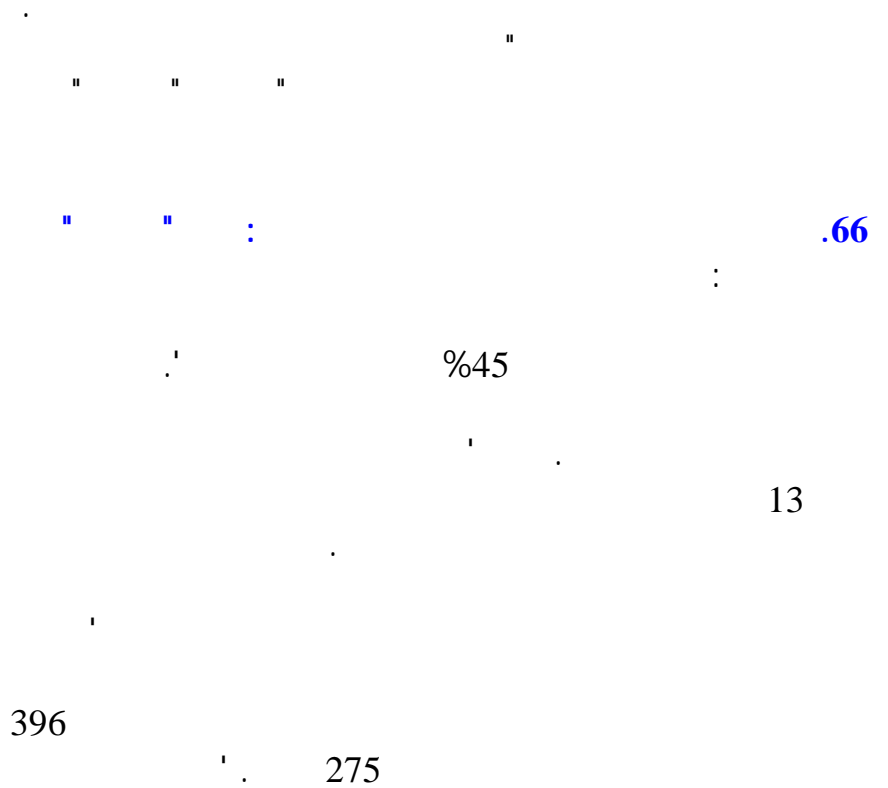
2010/12/22

.65

(...)

( )

2010/12/23 ( )



2010/12/23 ( )



2010/12/23



2700      3700  
 ( )

%2    %1

" " "  
 ( )

" "  
 2006

2010/12/23

**.69**

" "

2010/12/23

**100**

**.70**

100

: - -  
 .2011

"2011

2010/12/23 ( )



.71

" "

( )

2010/12/23

.72

" "

2010/12/23

.73

2010/12/23

.74

:  
( ) :

” ”

” ”

67

”

”

” ”

” ”

”

”

” ”

%70

2010/12/23

.75

” ”

” ”

1998,

( )

67

2010/12/23

: .76

.1967


11

"

1967

.2000

"



1967

2010/12/23

.77

2006

» »

...

»

:

»

...

...

...

2010/12/23

.78

—

»

»

.2009

200

)

2008

180

4

.(

"

"

"

"

48

"

"

"

"

"

"

"

2010/12/22 " "

79



2010/12/23